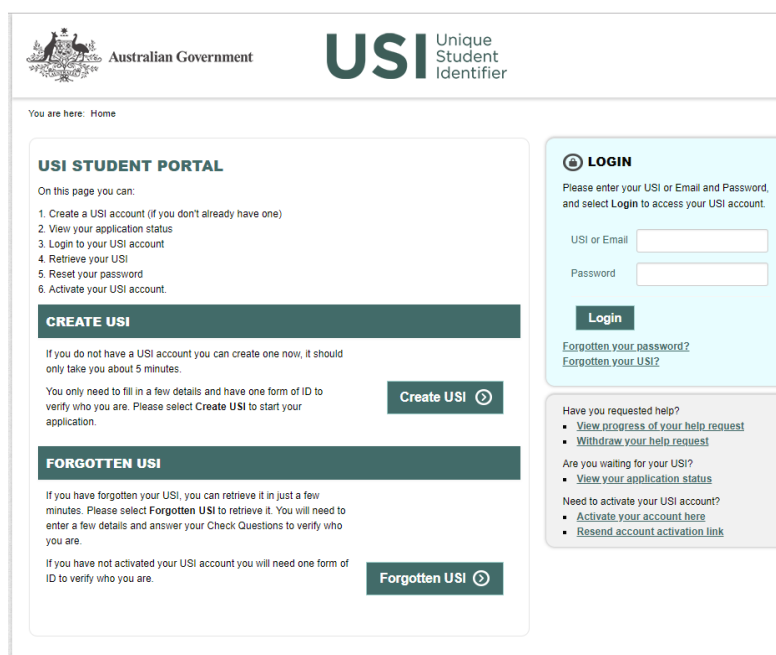


Unique Student Identifier (USI) Factsheet

- A USI is for life! You only must create it once.
- If you have done training since 2015, you probably have a USI.
- If you are unsure, go to the Find my USI <https://www.usi.gov.au/faqs/i-have-forgotten-my-usi> page to check.
- You will need to provide identification to create a USI.
- One of the following are acceptable forms of ID
 - Australian Passport
 - Non-Australian Passport (with Australian Visa)
 - Australian Birth Certificate
 - Australian Driver's Licence
 - Medicare Card
 - Certificate of Registration by Decent
 - Citizenship Certificate
 - ImmiCard
- To create USI go on www.usi.gov.au and please follow the following steps

1. Click on Create USI

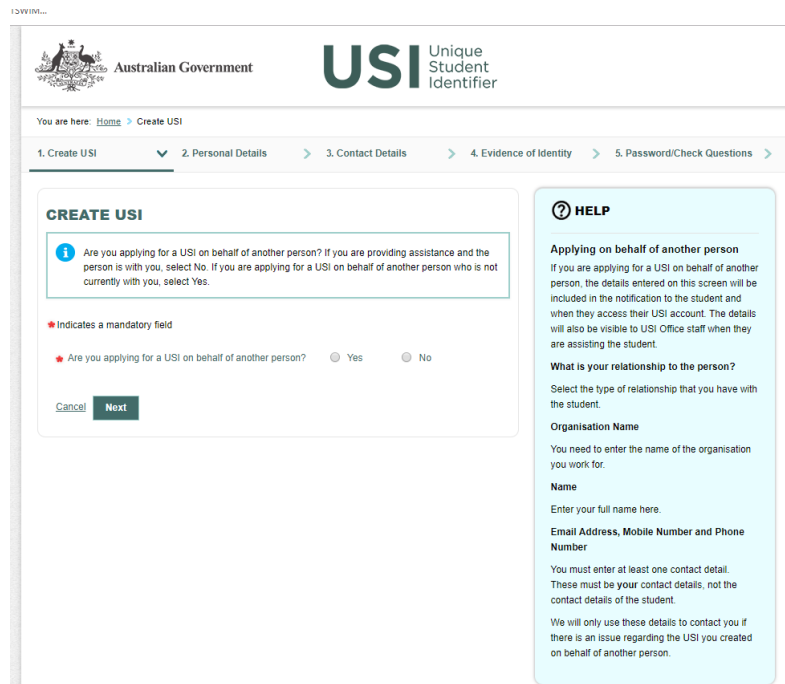


The screenshot shows the USI Student Portal interface. At the top, it features the Australian Government logo and the USI Unique Student Identifier branding. Below this, there's a breadcrumb trail 'You are here: Home'. The main content area is divided into three primary sections:

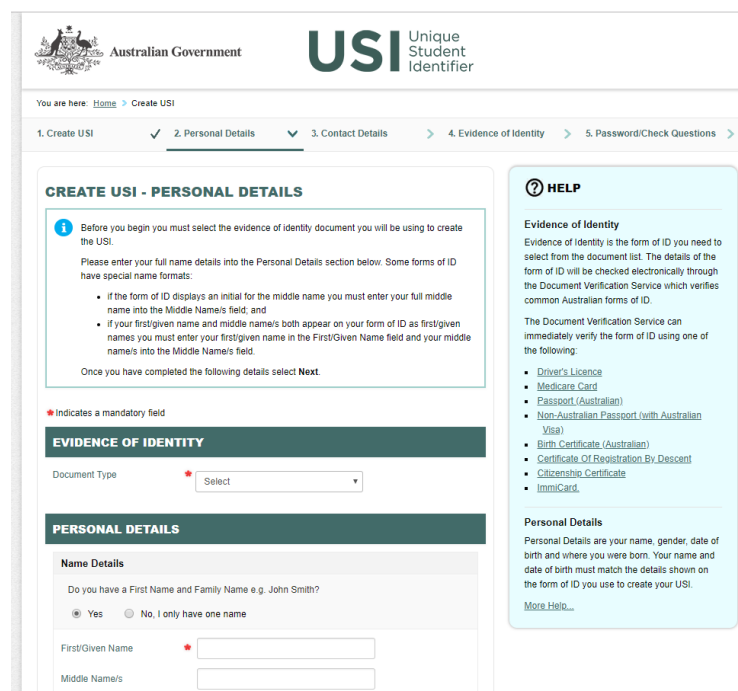
- USI STUDENT PORTAL:** A list of actions users can perform on the page, such as creating a new account, checking application status, logging in, retrieving a forgotten USI, resetting a password, and activating an account. Below this list are two prominent buttons: 'CREATE USI' and 'FORGOTTEN USI', each with a circular arrow icon.
- LOGIN:** A section for existing users to log in. It includes a heading 'LOGIN', a prompt to enter USI or Email and Password, two input fields, and a 'Login' button. Below the fields are links for 'Forgotten your password?' and 'Forgotten your USI?'.
- Have you requested help?:** A section with links for 'View progress of your help request', 'Withdraw your help request', and 'View your application status'. It also includes a 'Need to activate your USI account?' section with links for 'Activate your account here' and 'Resend account activation link'.

Document	FACTSHEET – Unique Student Identifier	Version	1.0	Date of Issue	01.06.2019
Approved by	General Manager- Education and Communication	RTO Name and Code	AUSTSWIM LTD. 104975	Page	1 of 3

- It will then Ask you if you are creating USI for yourself or for someone else click the relevant information

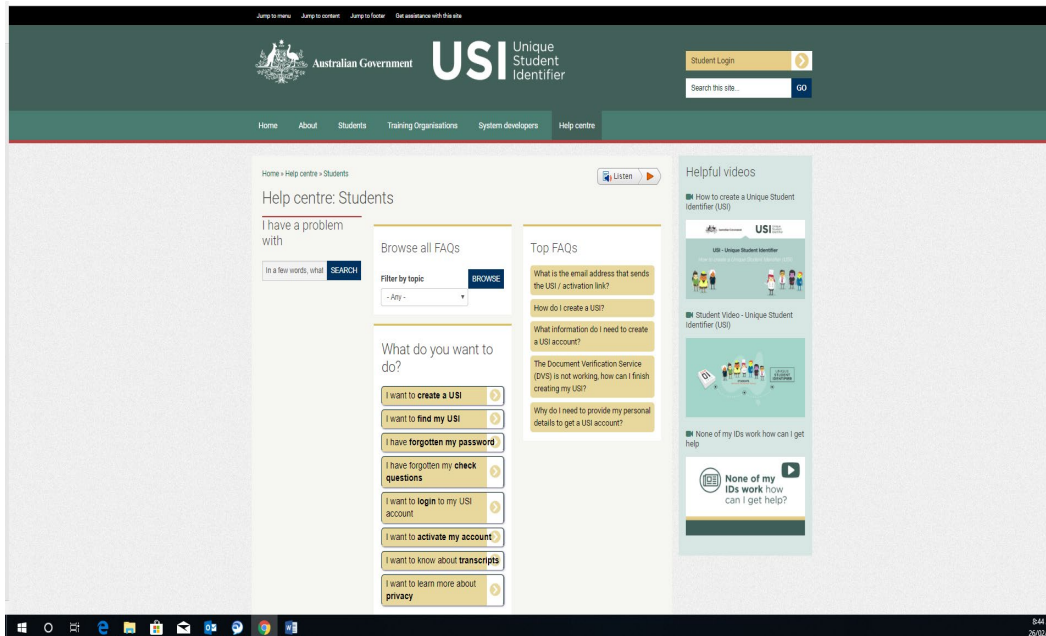


- After Clicking Next, it will take you to the personal details page and follow the procedure once created please save your USI for future reference.



Document	FACTSHEET – Unique Student Identifier	Version	1.0	Date of Issue	01.06.2019
Approved by	General Manager- Education and Communication	RTO Name and Code	AUSTSWIM LTD. 104975	Page	2 of 3

- Please go on to the FAQs page on USI portal if you have any questions relevant to USI <https://www.usi.gov.au/help-centre/students>



- If you require any further assistance, please contact USI registry at 1300 857 536.

Document	FACTSHEET – Unique Student Identifier		Version	1.0	Date of Issue	01.06.2019
Approved by	General Manager- Education and Communication	RTO Name and Code	AUSTSWIM LTD. 104975		Page	3 of 3